



The
Diabetes
Centre

A company set up under section 127 of the
Companies Act, 2013

ANNUAL REPORT 2023

UNVEILING HOPE





The Diabetes Centre: Unveiling Hope

The 2023 Annual Report highlights the achievements of The Diabetes Centre team, made possible by your donations to the cause.

In the report, we reflect on the strides made in diabetes care and research, highlighting stories of hope, progress, and resilience from our community.

Together, we continue to work towards a healthier future for all.



Subscribe to TDC's Annual Report for an exclusive glimpse into our impactful journey, transforming lives through dedicated healthcare initiatives.

Table of Contents


About us	3
Our Purpose	4
Our Organization	5
Our Presence	6
Our Work - 2012 to 2023	7
Our Journey	8
Lives Impacted	9
2023 Highlights	10
Our Impact	11
Diabetes Screening & Awareness Camps	12
Patient Voice	13
Our Partners & Memberships	14
Project Underway	15
Audited Financials	17



About Us

THE DIABETES CENTRE FOR COMPASSIONATE DIABETES CARE

The Diabetes Centre (TDC), acknowledged as a Centre of Excellence in Diabetes Care, operates as a not-for-profit organization registered under section 42 of the Companies Act 2017 in Pakistan. Certified by the Pakistan Centre for Philanthropy (PCP), TDC is committed to providing compassionate and value-based treatment for diabetes and its associated complications. Additionally, TDC has extended its reach by registering in the UK, USA, and Australia. The mission of TDC is to attain global recognition as a leader dedicated to enhancing the lives of individuals affected by diabetes, without regard to an individual's financial capacity. TDC aims to achieve this mission through medical care, education, research, innovation, and advocacy for both the cure and prevention of diabetes.



Our Purpose



VISION

A world without diabetes and its complications.

MISSION

To be recognized as a global leader in improving the lives of people with diabetes, irrespective of their ability to pay, through medical care, education, research, innovation and advocacy for cure and prevention of the disease.

VALUES

- Quality
- Service
- Sustainability
- Teamwork
- Integrity
- Compassion



Our Organization

Chairman

- Dr. Asjad Hameed

Board Members

- Dr. Asjad Hameed
- Dr. Asrar Hussain Khan
- Mr. Chaudhry Ghulam Musfta
- Mr. Dabeer Rasul
- Mr. Ehtesham Uddin
- Dr. Imran Mirza
- Mr. Khawaja Shaiq Tanveer
- Mr. Mahmood Moosa
- Mr. Muhammad Amin Nathani
- Dr. Nuzhat Hameed
- Mr. Tahir M. Abbasi

Advisory Board

- Capt. Abdul Hafeez Nasir
- Mr. Asif Ratala
- Mrs. Erum Shahzad
- Engr. Farooq Bhatti
- Mr. Kashif Wasim Mirza
- Mr. Mohammad Fawad Abbasi
- Mr. Mohammad Ibraheem Khan
- Mr. Muhammad Younas Lakhani
- Mr. Muzaffar Hashmi
- Mr. Rizwan Farooqi
- Mr. Syed Hasan Bokhari

Chief Executive Officer (CEO)

- Mr. Meesaq Arif

Company Secretary

- Mr. Muhammad Tahir

Medical Superintendent

- Dr. Nasir Abbasi

Head of Compliance Audit

- Mr. Manzoor Ahmad Awan

Head of internal Audit

- Mr. Muhammad Tahir

Legal Advisor

- AQLAAL Advocates

Auditors

- Parker Russell

Research Committee

- Dr. Imran Mirza (Co-Chair)
- Dr. Asrar H Khan (CO-Chair)
- Dr. Faizan Nihal
- Dr. Farah Faizan
- Dr. Sonia Bakhtiar
- Mr. Muhammad Attique
- Mr. Manzoor Ahmed
- Dr. Ismail Khan (Rph)
- Dr. Sadia Zafar (Rph)
- Mr. Subhan Ullah

Education Committee

- Mr. Muhammad Attique (Chair)
- Dr. Imran Mirza
- Dr. Asrar H Khan
- Dr. Faizan Nihal
- Dr. Farah Faizan
- Dr. Sonia Bakhtiar
- Mr. Manzoor Ahmed
- Dr. Ismail Khan (Rph)
- Dr. Sadia Zafar (Rph)
- Mr. Subhan Ullah

Our Presence



PAKISTAN

MAIN HOSPITAL

Phulgran Stop, near Toll Plaza, Murree Expressway

CLINICS

- **ISLAMABAD**
 - Crescent Arcade, G-8 Markaz, Islamabad.
 - Auburn Arcade, DHA, Main G-T Road, Islamabad.
- **LAHORE**
 - 19-Kamran Block, Wahdat Road, Allama Iqbal Town, Lahore.
- **SAHIWAL**
 - 86R Naiki Wala, Opposite: Palm Villas, Sahiwal.

FUTURE HOSPITALS

- **SAHIWAL (Under Construction)**
 - 88 6R Naiki Wala, Opposite: Palm Villas, Sahiwal.
- **Karachi (Under Construction)**
 - Wireless Gate off Shahra-e-Faisal, Refah-e-Aam Society/Shamsi Society, Karachi.
- **Lahore (In Design Stage)**
 - Miraj Khalid Education Complex, Burki Road, Lahore.

AUSTRALIA



Suite 1101, Level 11 338-340 Pitt Street Sydney.

TDC is a registered "Not-For-Profit" organization with the Australian Charities and Not-For-Profits Commission in Australia.

Registration No. 626451591



United Kingdom (UK)

The Diabetes Centre UK, 8 Greystoke Park Terrace, Ealing, London, W5 1JL.

TDC is a registered charity in UK with Charity Commission of England & Wales. Registration No. 1151904



United States of America

4800 N State Road 7 Building F, Suite 103 Lauderdale Lakes, FL. 33433.

TDC is a registered 'Not-for-profit' corporation in Washington state, USA.

TDC is a registered "Not for profit" corporation in Washington state, USA.

EIN: 47-5252417, UBI: 603-547-359

Our Work To Date

2012 to 2023



284,000

Patients treated with
Diabetes since 2012



35,000

Feet saved from
amputations since 2016



382,644

Patients received medicines
since 2012



29,000

Vision saved since 2016



526,527

Lab Tests performed
since 2018-2023



11,388

Dialysis Sessions Performed
since 2018



20,154

Diabetes Education provided
since 2012



2,500

Type 1 Diabetes Kids
treated since 2022

Our Journey

2012

- A small-sized clinic was set up in containers

2013

- Established pedo scan facility

2014

- Construction of main hospital begins

2015

- Containers extend to provide more space and services to patients

2016

- Established Diabetes Foot Clinic in Jan'16
- Established Ophthalmology Department Nov'16
- 1st Edition of TDC Magazine Published in Feb'16

2019

- TDC joins global NCD Alliance
- Covid Response and door step medicine delivery for patients

2018

- Inauguration of TDC Main Hospital on 27th April'18
- Inauguration of Ophthalmology Clinic on 20th Aug'18
- TDC Lahore Inaugrated 20th Sep'18
- TDC Dialysis Department Inaugrated in 28th Dec'18
- TDC Call Centre inaugurated in 30th Dec'18

2017

- Established laboratory to perform more blood test of patients

2020

- MOU Signed with Pakistan Red Crescent on Diabetic foot project for kashmir
- Inaugration of hospital sterilization system

2021

- Inauguration of Sector G-8 Clinic
- TDC Tabacco Cesassion Clinic Inaugrated on May 29, 2021
- Started Novartis Access Program - free european medicines for deserving patients

2022

- Inauguration of TDC Type 1 CLinic named "Blue Lilies "
- Inauguration of In Patient Department
- MOU was signed between TDC and Eli Lilly under the Life for a Child program.
- Inauguration of in-patient services with Major OT services
- Inauguration of our own Hospital enterprise and automation system (HEAS)

2023

- Inauguration of GT Road Rawalpindi Clinic
- Inauguration of TDC Sahiwal Clinic
- Inauguration of TDC Mosque
- Installation of TDC Mosque Solar System
- Sahiwal Hospital Groundbreaking Ceremony
- Inauguration of Blue Lilies Clinic for Type 1 Diabetes
- Inauguration of TDC Foot Care Education Department
- Inauguration of TDC Dental Clinic

Lives Impacted

Inspiring Progress of 2023



24,426

Patients Treated with Diabetes



2,800

Feet Saved From Amputations



31,887

Patients Received Medicines



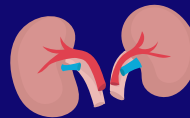
2,100

Vision Saved



70,683

Lab Tests Performed



1,898

Dialysis Sessions Performed



6,718


Diabetes Education provided



2,500

Type 1 Diabetes Kids Treated

2023 Highlights



Ground Breaking of TDC Mosque Najm-e-Aziz




TDC Lahore Land MOU Signing Ceremony



Inauguration of TDC Mosque Solar System



Inauguration of TDC Sahiwal Clinic



TDC Sahiwal Ground Breaking Ceremony

Our Impact

A structured survey of 496 patients visiting TDC Islamabad main hospital was conducted in November 2023 with the focus on measuring the impact of The Diabetes Center (TDC) on their lives.

HIGHLIGHTS


1. Most (85.2%) of patients seen at TDC are returning patients and many (68%) of these patients visit TDC more than 5-6 times a year.
2. Majority (92%) of patients visit TDC with the primary goal of receiving diabetes care.
3. Majority (90%) of patients had received a diabetes education session at TDC, and 90% of those feel confident in managing their diabetes as a result.
4. Quality services, less waiting time, and free or subsidized care are top 3 reasons for patients to choose TDC instead of other healthcare facility or doctor.
5. Most (82%) would not have any diabetes care provider in the absence of TDC.
6. Majority (94%) of patients visited TDC based on recommendation from family and friends.
7. Majority (97%) had not attended any screening or medical camp organized by TDC.
8. Most (86.4%) reported a significant improvement in their daily lives due to the care they received at TDC.
9. TDC pharmacy was able to fill prescriptions of 96.8% of patients.
10. Physician care and overall quality of care were highly ranked, 99% and 98% respectively.
11. 96% would recommend TDC for diabetes care.
12. 100% was the score for finding the staff courteous, informative, prompt and efficient.

**Most patients
(82%) would not
have any diabetes
care provider in the
absence of TDC.**



Diabetes Screening & Awareness Camps

In 2023, The Diabetes Centre **organized 18 free screening and medical camps**, creating positive change within communities. These events focused on early diabetes detection and empowering individuals to take charge of their health. Beyond diabetes screenings, our holistic approach covered well-being and fostering community cohesion. The camps increased awareness and initiated positive health attitude shifts. Personalized consultations provided guidance to make community empowerment a recurring theme.



- Diabetes Screening Camp, Kotli Satiyaan
Patients Screened 119
- Warda Hamna Residence Screening Camp
Patients Screened 61
- Medical Camp, Lower Topi, Rawalakot, Azad Kashmir
Patients Screened 341
- Diabetes Screening Camp, Sahiwal
Patients Screened 534
- Diabetes Screening Camp, Lahore
Patients Screened 78
- Diabetes Screening Camp, Centaurus Mall, Islamabad
Patients Screened 165
- Diabetes Screening Camp, Lok Virsa, Islamabad
Patients Screened 130
- Nephrologist from Australia Dr. Asrar Free one-day Camp for Kidney Disease Patients
Patients Screened 30
- Dr. Ahmed Khan Cardiologist from Australia, Free Camp
Patients Screened 62
- Diabetes Screening Camp, Sialkot
Patients Screened 92
- Diabetes Screening Camp, GT Road, Islamabad
Patients Screened 48
- Diabetes Screening Camp, Phulgaran Stop, Islamabad
Patients Screened 209
- Diabetes Screening Camp, Sector G8, Islamabad
Patients Screened 58
- Diabetes Screening Camp at Razzaq Velley Kurri Road, Islamabad
Patients Screened 68
- Diabetes Screening Camp, Kohinoor Textiles Mills
Patients Screened 228
- Bestway Cement Medical Camp
Patients Screened 97
- Mobilink Medical Camp
Patients Screened 89
- Telenor Pakistan Medical Camp
Patients Screened 60

World Diabetes Day is a global occasion on which people with diabetes, health professionals, diabetes advocates, media, the general public and government organizations unite to raise awareness of diabetes. Your participation – both in the build-up to and following 14 November – was key to the success of the campaign.



The theme for World Diabetes Day 2023 was **Access to Diabetes Care**. The focus of the campaign in 2023 was on delaying or preventing type 2 diabetes and diabetes-related complications, with the slogan **“Know your risk, Know your response.”** TDC screened more than 500 individuals at different screening camps on that single day in Islamabad and Sahiwal.


Patient Voices

Embracing Life with Diabetes

My name is **Haji Nasir Ahmad**, and I am **62-years-old retired government employee**. I have been a diabetic for six years. Initially, I experienced pain in the toes. For a check-up, we came to The Diabetes Center (TDC) in Islamabad. After the examination, it was revealed that I have diabetes, which was causing the pain. Since then, I have been diligently taking diabetes medications, practising precautionary measures, and following dietary guidelines from the nutrition department of TDC.

Sometimes, my diabetes is under control, and at other times it is not. I inject insulin twice a day, once before breakfast and once at night. **Dr. Muhammad Hafeez my attending physician at TDC, has been a guiding force in managing my diabetes.** His messages of encouragement, advice on lifestyle modifications, and continuous monitoring have been instrumental in my journey towards better health. I appreciate the comprehensive care provided at TDC, making it a reliable and supportive healthcare institution for diabetes management.

The benefits I've received from TDC are invaluable. TDC's education programs have equipped me with knowledge to better understand and manage my condition. Regular check-ups and personalized treatment plans have significantly improved my overall well-being. The guidance and support from the healthcare professionals at TDC have not only enhanced my physical health but also provided me with the confidence to lead a healthy and fulfilling life despite diabetes.



Our daughter **Abeeha is 12-years-old** who had an accident while playing. She fell, twisted her ankle, and developed ankle swelling. The X-ray confirmed that the bone was intact and it was just a sprain. Despite the outward simplicity of the incident, she developed a large lump in her foot. Subsequent surgery, performed by a surgeon, provided no relief. This prompted us to seek help elsewhere.

We came to The Diabetes Centre for specialized care. The doctors at TDC performed a thorough check, recommended additional tests, and identified the need for surgery.

Today, the operation has been completed, and according to The Diabetes Centre's specialist, they have addressed the problem and with the ongoing care, we anticipate a full recovery. It's been a month since the treatment began, and we are pleased to report that our daughter is responding positively to the expert care she has received at TDC, instilling confidence in her continued recovery.

Our Partners

PARTNERSHIPS 2023

Our esteemed partner organizations (listed on the right) are committed to making a positive impact in the community. With a strong focus on diabetes, they bring expertise, resources, and a shared passion for creating meaningful change.

Through collaborative efforts, we work hand in hand to achieve our common goals and make a lasting difference in the lives of those we serve.

MEMBERSHIPS



The Diabetes Centre is the member of worldwide Noncommunicable Diseases (NCD) Alliance, a unique civil society network, dedicated to a world in which everyone can live a healthy and productive life, free from the preventable suffering, stigma, disability and death caused by noncommunicable diseases (NCDs).



With the vision of reducing the risk of diabetes, and ensuring that all people who are diagnosed with diabetes have access to equitable, comprehensive, affordable and quality treatment and care, the World Health Organization has launched the Global Diabetes Compact (GDC). The Diabetes Centre became a member of this initiative. The launch of GDC coincides with the 100th anniversary of the discovery of insulin.



Projects Underway



Lahore

Land Donor: Anjuman-i-Khwan-e-Islam Foundation

Land Size: 10 Kanal

Construction Type: 4 floors

Bed Capacity: 100 beds

Location & Contact Details:

042-35411133-34, 0300-0099595,
19 - Kamran Block, Wahdat Road,
Allama Iqbal Town, Lahore.

For more information [Click here](#)

Kashmir

Donated By: Dr. Asrar H Khan

Land Size: 3 Kanal

Construction Type: 3 floors

Bed Capacity: 50 beds

Location & Contact Details:

Barri Bari Lower Topi, Rawalakot.

For more information [Click here](#)



Karachi

Donor: Mr. Lakhani

Land Size: 4 Kanal

Construction Type: 4 floors

Bed Capacity: 50 beds

Location & Contact Details:

Wireless Gate off Shakra-e-Faisal
Refah-e-Aam Society/Shamsi Society, Karachi.

For more information [Click here](#)

Sahiwal

Donated By: Chaudhry Ghulam Mustafa

Land Size: 8 Kanal

Construction Type: 4 floors

Bed Capacity: 100 beds

Location & Contact Details:

0309-8883767, 88 6R Naiki Wala,
Opposite: Palm Villas, Sahiwal.

For more information [Click here](#)



Projects Underway

Diabetes Hospital on Wheels



In Pakistan, a significant portion of the population living in rural and under served urban areas lacks access to essential diabetes screening and medical services. The prevalence of diabetes is on the rise, yet many are undiagnosed or unable to manage their condition due to the scarcity of healthcare facilities and the financial burden associated with treatment. To address this critical health issue, we plan to launch Diabetes Hospital on Wheels (DHoW) program, aimed at significantly improving access to diabetes care for the poor and marginalized communities across the country.

By bringing essential medical services directly to communities that lack access to adequate healthcare facilities, the DHoW aims to make a significant impact on the health and well-being of individuals living with diabetes.

The primary goal of DHoW to improve access to diabetes screening, diagnosis, management, and education for the poor and underserved populations across Pakistan, thereby reducing the prevalence of undiagnosed diabetes and improving the quality of life for those living with the condition.



Audited Financials

**THE DIABETES CENTRE - FSC
STATEMENT OF FINANCIAL POSITION
AS AT JUNE 30, 2023**

	2023	2022
ASSETS		
Non-current assets		
Property and equipment	48,199,770	42,009,529
Intangible assets	7	4,204,713
Financial assets	400,000	400,770
	<u>48,600,577</u>	<u>46,615,012</u>
Current assets		
Cash	44,379,662	37,340,861
Prepayments, accrued interest and other receivables	1,747,482	1,200,870
Debt and loan balances	25,474,800	25,294,000
	<u>71,602,944</u>	<u>63,835,731</u>
TOTAL ASSETS	<u>120,203,521</u>	<u>110,450,743</u>
Liabilities		
Long-term liabilities		
Trade and other payables	16,001,713	1,000,707
Loans payable	2,000,000	-
	<u>18,001,713</u>	<u>1,000,707</u>
Long-term current liabilities		
Deferred grants	12,875,000	15,000,000
Liability	4,000,000	-
	<u>16,875,000</u>	<u>15,000,000</u>
NET ASSETS	<u>103,126,808</u>	<u>94,449,736</u>
Funds		
Accumulated surplus fund	77,146,719	76,074,207
Restricted fund - Social	12,744,087	15,000,772
Restricted fund - Housing	204,109,844	207,772,369
Restricted fund - Loan	202,828,800	21,603,600
	<u>606,829,450</u>	<u>620,451,048</u>
Surplus in realisation of assets	<u>46,297,000</u>	<u>46,297,000</u>
	<u>653,126,450</u>	<u>666,748,048</u>
Contingencies and commitments		

The accounts were filed in the 2023 form as integral part of these financial statements.


CHIEF EXECUTIVE OFFICER


DIRECTOR

THE DIABETES CENTRE - TDC
STATEMENT OF FINANCIAL POSITION
AS AT JUNE 30, 2023

		2023	2022
ASSETS			
Non-current assets			
Property and equipment	4	661,188,775	453,824,328
Intangible assets	8	-	(2,294,272)
Security deposit		698,098	453,750
		661,886,873	451,983,806
Current assets			
Cash	8	46,278,885	27,348,204
Prepayments, accrued interest and other receivables	7	3,707,462	6,308,813
Debt and bank balances	8	25,414,898	55,344,088
		75,401,245	89,001,105
TOTAL ASSETS		<u>737,288,118</u>	<u>540,984,911</u>
Less: Liabilities			
Trade and other payables	8	(6,881,113)	(3,881,787)
Liability	10	3,208,814	-
		(3,672,299)	(3,881,787)
Less: Non-current liabilities			
Debtors/creditors	11	(7,878,488)	(8,081,187)
Liability	10	4,818,245	-
		(3,060,243)	(8,081,187)
NET ASSETS		<u>733,615,819</u>	<u>532,903,724</u>
Funds			
Accumulated surplus fund		77,048,118	76,818,287
Reserve fund - Cash		16,744,984	16,888,172
Reserve fund - Building		288,118,844	227,112,861
Reserve fund - Land		202,698,883	22,695,393
		584,610,829	543,514,713
Surplus or (excess) of fund	4	(51,025,010)	(10,610,989)
		<u>533,585,819</u>	<u>532,903,724</u>
Contingent liabilities and commitments	12		

The annexes from 1 to 12 form an integral part of these financial statements.


CHIEF EXECUTIVE OFFICER


DIRECTOR

**THE DIABETES CENTRE - TDC
STATEMENT OF INCOME AND EXPENDITURE
FOR THE YEAR ENDED JUNE 30, 2023**

		2023	2022
	Notes	Amount	
INCOME			
Clinical income	10	162,891,488	171,488,387
Donations	14	48,238,248	6,874,207
Income recognized from restricted funds	11	79,762,387	66,484,268
Transfers from Deferred grant	12	6,387,842	7,387,719
Other income	13	1,488,098	1,199,937
		298,767,963	253,434,518
EXPENDITURES			
Clinical expenses	15	217,879,622	176,876,833
Administrative expenses	17	29,287,128	16,794,758
Investments and Finance cost		2,888,098	-
		719,922	887,287
		249,754,570	194,568,878
Reserve	18	-	-
Net Surplus for the year		49,013,393	58,865,640

The amount related from 1 to 25 have an integral part of TDC financial statements.



CHIEF EXECUTIVE OFFICER



DIRECTOR

THE DIABETES CENTRE - TDC
STATEMENT OF COMPREHENSIVE INCOME
FOR THE YEAR ENDED JUNE 30, 2023

	<u>2023</u>	<u>2022</u>
	<u>Pages</u>	
Total surplus for the year	\$45,811	\$1,791,522
Other comprehensive income for the year	-	-
The items that will not be recorded in the statement of income and Expenses		
Surplus on recalculation of land	-	\$1,000,000
Total comprehensive income for the year	<u>\$45,811</u>	<u>\$1,791,522</u>

The attached notes form 1 to 28 form an integral part of these financial statements

J



CHIEF EXECUTIVE OFFICER



DIRECTOR

**THE DIABETES CENTRE - 2022
STATEMENT OF CHANGES IN FUND BALANCE
FOR THE YEAR ENDED 30th June 2022**

	Accountable Fund Total	Reserve Fund Total	Restricted Fund Balance	Restricted Fund Total	Reserve Total	Total
Income						
Balance at 30th 6 2021	10,004,044	-	10,047,440	10,047,440	9,195,000	29,293,924
Transfer to restriction of fund	-	-	-	-	17,000,000	17,000,000
Income for the year	8,791,000	-	54	-	-	8,791,054
Other comprehensive income	-	-	74	-	-	74
Dividend income	-	14,000,000	40,000,000	-	-	54,000,000
Income transferred during the year	-	40,000,000	10,000,000	-	-	50,000,000
Balance as at June 30, 2022	18,795,044	14,000,000	10,127,514	10,047,440	9,195,000	62,165,038
Transfer to restriction of fund	-	-	-	-	-	-
Income for the year	50,000	-	54	-	-	50,054
Other comprehensive income	-	-	74	-	-	74
Dividend income	-	60,000,000	40,000,000	10,000,000	-	110,000,000
Income transferred during the year	-	60,000,000	10,000,000	-	-	70,000,000
Balance as at June 30, 2023	18,795,044	14,000,000	10,187,514	10,047,440	9,195,000	62,225,038

The governing body has approved the above statement of changes in fund balance.


CHAIR


DIRECTOR

**THE DIABETES CENTRE - 0165
STATEMENT OF CASH FLOWS
FOR THE YEAR ENDED JUNE 30, 2023**

	2023	2022
	Figures	
CASH FLOWS FROM OPERATING ACTIVITIES		
Revenues for the year	\$49,911	\$1,771,423
Adjustments for:		
Depreciation on property and equipment	22,887,388	22,789,228
Amortization of Intangibles	417,847	521,888
Amortization of Government Grant	(8,307,403)	(7,107,119)
Amortization of restricted fund	(76,198,374)	(58,884,288)
Impairment loss	3,000,000	-
Provision loss	428,847	-
	(60,307,129)	(43,087,391)
Change in working capital		
Increase / (Decrease) in current assets:		
Cash	(22,042,091)	(17,883,978)
Prepayments	(1,398,443)	658,823
Increase / (Decrease) in current liabilities:		
Trade and other payables	18,378,348	(1,881,088)
Cash used in operations	(6,119,889)	(19,108,443)
Net cash used in operating activities	(64,378,808)	(22,085,361)
CASH FLOWS FROM INVESTING ACTIVITIES		
Purchase of property and equipment	(74,768,848)	(7,283,271)
Purchase of Intangible Assets	-	(1,888,888)
Receipts on maturity of investment	-	78,000,000
Payment of deposits	(248,348)	(888,888)
Advance payment against purchase of land	-	(28,000,000)
Net cash used in investing activities	(75,195,344)	(19,000,047)
CASH FLOWS FROM FINANCING ACTIVITIES		
Dividends received on account of sale	43,812,188	74,888,328
Dividends received for construction of building	49,882,878	28,228,823
Lease payments	(1,718,888)	-
Net cash generated from financing activities	91,876,178	103,117,151
Net increase/(decrease) in cash and cash equivalents	(48,420,129)	61,021,743
Cash and cash equivalents at the beginning of the year	\$5,894,888	\$1,577,443
Cash and cash equivalents at the end of the year	\$1,474,759	\$1,599,186

The annexed notes from 1 to 25 form an integral part of these financial statements.



CHIEF EXECUTIVE OFFICER



DIRECTOR

1. Investment and administration

Year	2022	2021
Investment	1,000,000	1,000,000
Administration	200,000	200,000
Total	1,200,000	1,200,000

2. Operating Profit

Description	2022										2021									
	1-12	1-3	4-6	7-9	10-12	1-3	4-6	7-9	10-12	1-12	1-3	4-6	7-9	10-12	1-12	1-3	4-6	7-9	10-12	
Revenue	100	25	25	25	25	25	25	25	25	25	25	25	25	25	25	25	25	25	25	
Cost of Sales	(20)	(5)	(5)	(5)	(5)	(5)	(5)	(5)	(5)	(5)	(5)	(5)	(5)	(5)	(5)	(5)	(5)	(5)	(5)	
Operating Profit	80	20	20	20	20	20	20	20	20	20	20	20	20	20	20	20	20	20	20	
Other Income	10	2	2	2	2	2	2	2	2	2	2	2	2	2	2	2	2	2	2	
Other Expenses	(5)	(1)	(1)	(1)	(1)	(1)	(1)	(1)	(1)	(1)	(1)	(1)	(1)	(1)	(1)	(1)	(1)	(1)	(1)	
Profit Before Tax	85	21	21	21	21	21	21	21	21	21	21	21	21	21	21	21	21	21	21	
Tax Expense	(10)	(2)	(2)	(2)	(2)	(2)	(2)	(2)	(2)	(2)	(2)	(2)	(2)	(2)	(2)	(2)	(2)	(2)	(2)	
Profit After Tax	75	19	19	19	19	19	19	19	19	19	19	19	19	19	19	19	19	19	19	
Dividend	(10)	(2)	(2)	(2)	(2)	(2)	(2)	(2)	(2)	(2)	(2)	(2)	(2)	(2)	(2)	(2)	(2)	(2)	(2)	
Retained Profit	65	17	17	17	17	17	17	17	17	17	17	17	17	17	17	17	17	17	17	

1.1. Investment and administration

Year	2022	2021
Investment	1,000,000	1,000,000
Administration	200,000	200,000
Total	1,200,000	1,200,000

2. Operating Profit

Description	2022										2021									
	1-12	1-3	4-6	7-9	10-12	1-3	4-6	7-9	10-12	1-12	1-3	4-6	7-9	10-12	1-12	1-3	4-6	7-9	10-12	
Revenue	100	25	25	25	25	25	25	25	25	25	25	25	25	25	25	25	25	25	25	
Cost of Sales	(20)	(5)	(5)	(5)	(5)	(5)	(5)	(5)	(5)	(5)	(5)	(5)	(5)	(5)	(5)	(5)	(5)	(5)	(5)	
Operating Profit	80	20	20	20	20	20	20	20	20	20	20	20	20	20	20	20	20	20	20	
Other Income	10	2	2	2	2	2	2	2	2	2	2	2	2	2	2	2	2	2	2	
Other Expenses	(5)	(1)	(1)	(1)	(1)	(1)	(1)	(1)	(1)	(1)	(1)	(1)	(1)	(1)	(1)	(1)	(1)	(1)	(1)	
Profit Before Tax	85	21	21	21	21	21	21	21	21	21	21	21	21	21	21	21	21	21	21	
Tax Expense	(10)	(2)	(2)	(2)	(2)	(2)	(2)	(2)	(2)	(2)	(2)	(2)	(2)	(2)	(2)	(2)	(2)	(2)	(2)	
Profit After Tax	75	19	19	19	19	19	19	19	19	19	19	19	19	19	19	19	19	19	19	
Dividend	(10)	(2)	(2)	(2)	(2)	(2)	(2)	(2)	(2)	(2)	(2)	(2)	(2)	(2)	(2)	(2)	(2)	(2)	(2)	
Retained Profit	65	17	17	17	17	17	17	17	17	17	17	17	17	17	17	17	17	17	17	

2.1. Operating Profit

Year	2022	2021
Operating Profit	1,000,000	1,000,000
Other Income	200,000	200,000
Other Expenses	(100,000)	(100,000)
Total	1,100,000	1,100,000

		2022	2021
		Rugby	Rugby
4.2	Debtors		
	Opening balance	20,000,000	-
	Additions during the year	8,715,238	20,000,000
	Transfer during the year	(28,990,000)	-
		<u>8,715,238</u>	<u>20,000,000</u>
4.2.1	The included debtors in progress related to completion of operation fronts in Foot of Pit		
		2022	2021
		Rugby	Rugby
5	INTANGIBLE ASSETS		
	Opening balance	4,294,279	2,994,079
	Additions during the year	-	1,000,000
	Less: Amortisation for the year	(4,172,047)	(100,000)
	Net book value	1,122,232	4,294,079
	Impairment loss	(2,899,999)	-
	Closing balance	-	4,294,079
	Intangible assets are amortised using straight-line method @10% per year		
6.1	Amortisation charge for the year has been allocated as follows:		
	Clinical expenses	(8)	(208,078)
	Administrative expenses	(17)	(82,779)
		<u>(417,347)</u>	<u>(290,857)</u>
6	STOCK		
	The inventory medicines and medical consumables held carried at cost.		
		2022	2021
		Rugby	Rugby
7	PREPAYMENTS, ACCRUED INTEREST AND OTHER RECEIVABLES		
	Prepayments	1,800,000	190,408
	Advances	4,487,207	4,770,277
	Retaining for expenses	1,380,208	1,340,997
		<u>7,707,402</u>	<u>6,301,682</u>
	Provision for doubtful other receivables	-	-
		<u>7,707,402</u>	<u>6,301,682</u>
		2022	2021
		Rugby	Rugby
8	CASH AND BANK BALANCES		
	Cash in hand	487,914	2,009,811
	Cash at bank - local currency		
	current account	(8,1)	11,204,728
	savings account	7,423,898	10,849,942
	Cash at bank - foreign currency		
	current account	64,708	64,707
		<u>20,474,809</u>	<u>23,929,198</u>

8.1 Every amount herein effective means ranging from 0.2% to 4.2% (2021: 0.2% to 0.2%) per annum.

	2022	2021
	Rupees	
9 TRADE AND OTHER PAYABLES		
Creditors	11,446,176	4,408,319
Income taxes	6,434,309	647,000
Payable - commercial credits	660,000	110,000
Accrued interest	198,441	232,400
Withholding tax payable	812,078	152,340
	<u>19,551,004</u>	<u>5,150,059</u>
10 LEASE LIABILITY		
Opening balance	-	-
Additions	8,087,118	-
Finance cost	628,441	-
Lease payments	<u>(11,320,000)</u>	-
Lease liability	<u>10.1 7,415,569</u>	-

Lease liability Maturity Analysis

2022	Within one year	More than one year but less than five years	More than five years	Total
	Rupees			
Minimum lease payments	2,121,000	8,049,000	-	10,170,000
Finance cost	(384,300)	(478,000)	-	(862,300)
Present value of minimum lease payments	<u>1,736,700</u>	<u>7,571,000</u>	-	<u>9,307,700</u>

10.1 The represents lease liability against lease contracts for pharmacy and clinic building in D-8 Market Karachi.

11 DEFERRED-GOVERNMENT GRANT

Opening balance		19,088,108	27,102,200
Additions during the year		-	-
Amortisation charged during the year		<u>(8,287,800)</u>	<u>(7,187,116)</u>
Closing balance	11.1	<u>10,800,308</u>	<u>19,915,084</u>

11.1 This amount has been received from the Government of Pakistan vide letter no. T1422714-10-General, dated June 01, 2020 for the purchase of hospital equipment.

12 CONTINGENCIES AND COMMITMENTS

Company has no contingencies and commitment as at June 30, 2022 (2021: nil).

	2022	2021	
	Rupees		
13 CLINICAL INCOME	13.1	<u>162,891,408</u>	<u>121,488,201</u>

13.1 This represents income earned in respect of fees charged to patients.

14 DONATIONS		2022		2021	
		Note	Expense	Note	Expense
Donations					
		14.1	42,340,142		1,814,207
			<u>42,340,142</u>		<u>1,814,207</u>

14.2 Donations include amount received as amount of badge and supply and if other business donations in kind of \$240,000 (2021: \$81,845).

15 OTHER INCOME		2022		2021	
		Note	Expense	Note	Expense
Income from financial assets					
	- Interest on deposits and investments		284,378		431,200
	License income		1,281,617		867,427
	Patent income		288,888		-
			<u>1,854,883</u>		<u>1,298,627</u>

16 CLINICAL EXPENSES		2022		2021	
		Note	Expense	Note	Expense
Salaries, wages and benefits			83,229,794		82,090,076
Medical supplies and consumables			109,881,889		87,899,144
	Depreciation	4.1.1	18,279,132		16,888,888
	Amortisation	5.1	204,888		204,878
Cloud management system fee			1,288,718		1,288,148
Utilities			2,968,076		4,477,827
Security expenses			2,275,221		2,274,897
Printing and stationery			284,888		349,276
Professional fees and charges			2,275,887		1,871,388
Transportation			188,888		187,222
Communication			2,222,222		2,222,222
Traveling and transportation			1,222,222		188,888
Repair and maintenance			2,222,222		2,222,222
Vehicle leasing and maintenance			888,888		1,222,222
Fuel for generator			1,222,222		888,888
Insurance expense			888,888		1,222,222
Miscellaneous expense			888,888		1,222,222
Office rent			1,222,222		87,777
Office supplies			2,222,222		2,122,222
			<u>121,888,888</u>		<u>119,888,888</u>

17 ADMINISTRATIVE EXPENSES		2022		2021	
		Note	Expense	Note	Expense
Salaries, wages and benefits			1,222,222		822,222
Utilities			1,222,222		118,888
Security expenses			887,888		418,888
Marketing materials			4,222,222		1,942,222
Printing and stationery			88,777		142,222
Professional fees and charges			478,777		328,777
	Medical consumables	4.1.1	888,888		328,333
	Transportation	5.1	24,222		24,222
Communication			882,222		882,222
Traveling and transportation			222,222		24,222
Repair and maintenance			872,222		847,222
Vehicle leasing and maintenance			188,777		188,374
Fuel for generator			224,777		114,878
Insurance expense			88,888		87,377
	Depreciation	4.1.1	1,488,777		1,222,222
	Amortisation	5.1	42,887		52,777
Miscellaneous expense			88,888		188,888
Office rent			224,777		17,222
Office supplies			887,222		882,222
			<u>25,887,777</u>		<u>19,188,777</u>

	2022	2021
	<u>Figures</u>	
17.2 Auditor's Remuneration		
Annual Audit Fee	100,000	100,000
Fee for Compliance report on Licensing Conditions	100,000	100,000
Out of Pocket	90,000	90,000
	<u>290,000</u>	<u>290,000</u>

18 TRANSACTIONS WITH RELATED PARTIES

The related parties include Chief Executive and Directors. No remuneration or any other benefits (based on Director's share of CPD fee) were paid to them by company during the year. Detail of transactions with related parties are as follows:

	2022	2021
	<u>Figures</u>	
Notes		
Commissions received from Directors	18,819,797	18,419,000
Private income received from Directors	288,800	-
	<u>19,108,597</u>	<u>18,419,000</u>

19 FINANCIAL INSTRUMENTS

19.1 Financial instruments by category

	2022	2021
	<u>Figures</u>	
Financial assets as per statement of financial position		
Cash and bank balances	28,414,898	25,844,399
	<u>28,414,898</u>	<u>25,844,399</u>

	2022	2021
	<u>Figures</u>	
Financial liabilities as per statement of financial position		
Trade and other payables	18,728,337	7,394,332
	<u>18,728,337</u>	<u>7,394,332</u>

20 REMUNERATION OF CHIEF EXECUTIVE AND EXECUTIVES

The aggregate amount charged in the Financial Statements for the year for remuneration (including various benefits to Executives) is as follows:

	2022		2021	
	Chief Executive	Executives	Chief Executive	Executives
	<u>Figures</u>			
Managerial Remuneration	-	4,898,888	-	3,882,888
Other allowances	-	3,094,438	-	1,775,888
	-	<u>7,993,326</u>	-	<u>5,658,776</u>
	<u>1</u>	<u>1</u>	<u>1</u>	<u>1</u>

No remuneration is paid to the Chief Executive officer and directors of the Company.

23 NUMBER OF EMPLOYEES

Total and average number of employees of the Company were as follows:

	2022	2021
	(Number)	(Number)
Total employees at year end	118	88
Average employees during the year	107	88

24 GENERAL

Figures have been rounded off to the nearest figure.


25 DATE OF AUTHORIZATION

These financial statements were authorized for issue by the Board of Directors of the Company at

their meeting held on 28 OCT 2022



CHIEF EXECUTIVE OFFICER



DIRECTOR

Pakistan Commits to Global Diabetes Targets by 2030

Our Team Is Working to Achieve These Targets

80%

of people with diagnosed diabetes have good control of glycemia

80%

of people with diabetes are diagnosed

80%

of people with diagnosed diabetes have good control of blood pressure

60%

of people with diabetes of 40 years or older receive statins

100%

of people with type 1 diabetes have access to affordable insulin treatment and blood glucose self-monitoring.

First-ever global coverage targets for diabetes adopted at the 75th World Health Assembly. For full details [click here](#).



info@thediabetescentre.org



www.thediabetescentre.org



The Diabetes Centre, Phulgran Stop. Near Murree Expressway Toll Plaza, Islamabad



(051) 111 111 832

@TheDiabetesCentre

